

# Hydrogel Pad

## Instructions for Use

### Product description

The hydrogel pad is composed of PU film backing layer, hydrogel absorbent pad, and release liner, which have two types. The hydrogel pad nipple type protect nipples from external contamination, instant soothing relief for sore or cracked nipples.

### Intended purpose .

The hydrogel pad nipple type is intended to be used as mechanical barrier to protect nipples from external contamination, provide cushioning and soothing, instant soothing relief for sore or cracked nipples, suitable for nursing mother or others who need to care nipples.

### Indications

Hydrogel pad nipple type is suitable for reducing pain and discomfort from sore or cracked nipples.

### Intended user

The product intended to use in first aid or wound care and suitable for customer who meet the intended use of the product such as nursing mother.

### Intended patient population

Patients who meet the intended purpose of the product.

### Contraindications

- 1) Do not use for deep or puncture wounds and serious burns.
- 2) Do not use on the wound for signs of infection and consult a health care professional.
- 3) Do not use on the patients with a known hypersensitivity to the product itself or to its components.

### Complications or side-effects

The human bodies are well tolerated to hydrogel pad products, however, after combined the available clinical data and post-marketing data of competitive device and benchmark devices, the following situations are identified and they are very rare:

Mechanical skin injuries

Erythema

Pruritus

Blister formation

### **Instructions for Use**

Wash hands before using the product. Open pouch, first remove gel pad from the release liner. Gently place the gel side of the pad directly over your wound or nipple. For nipple type, prior to breastfeeding, remove the gel pad and place on a clean surface. Reapply the pad after breastfeeding.

Change daily or sooner if needed.

Optional: To improve soothing sensation, hydrogel pad can be stored in the fridge, or briefly pass the gel side of the pad under a cool steam of water(1-2 seconds), shake off excess water and set aside for 2 minutes.

### **Precautions/ Warning**

1. Do not reuse. Reusing will cause cross-contamination.
2. Do not use if package is damaged or open.
3. For external use only.
4. If the condition becomes irritated or if a rash develops, discontinue use and consult a physician.
5. Do not use soaps or detergents to clean pad.

### **Storage and transport conditions**

- 1) Should be stored in a dry, ventilated, non-corrosive gas environment, away from fire and flammable materials.
- 2) Should be to prevent the weight, sun and rain dripping.

### **Disposal**

Disposal should be handled according to local environment procedures



Winner Medical Co., Ltd.


















Winner Industrial Park, No. 660 Bulong Road, Longhua District,  
Shenzhen, China



MedPath GmbH

Mies-van-der-Rohe-Strasse 8, 80807 Munich, Germany



<b>Symbol</b>					
<b>Meaning</b>	Batch code	Use-by date	Do not reuse	Manufacturer	Date of manufacture
<b>Symbol</b>					
<b>Meaning</b>	Unique device identifier	Keep dry	Medical device	Keep away from sunlight	Authorized representative
<b>Symbol</b>					
<b>Meaning</b>	Catalogue number	Do not use it if the package is damaged	Sterilized using Irradiation	Single sterile barrier system	Do not resterilize
<b>Symbol</b>			/	/	/
<b>Meaning</b>	Importer	CE marking	/	/	/

**Effective Date:** 2025-05-26

**Version:** A/1